

COMPACT EXCAVATOR

HX85A



READY TO CHANGE YOUR WORLD

The HX85A Compact Excavator is part of Hyundai's brand new A-series:

a fresh generation of construction equipment that complies with the European stage V emission levels. But it goes much further than that! While fulfilling regulatory demands, Hyundai aimed for a ground-breaking level of customer satisfaction with maximum performance and productivity, better safety, more convenience and improved uptime management.

This compact new entrant to the power utility class combines a robust structure with excellent stability. Highly versatile and packed with exciting new features, it opens up a world of new possibilities where tiny efforts move mountains. It's time to experience the Hyundai Effect!



Productivity & Efficiency

SMOOTH AND EFFICIENT TO BOOST YOUR PRODUCTIVITY

The HX85A is equipped with a quiet, eco-friendly and yet high-performing Yanmar engine. It delivers impressive power along with the precision you need to handle tough jobs in confined spaces.



Engine

The new Yanmar 4TNV98C engine delivers more power and better peak torque for smooth, powerful operation, while ensuring compliance with the strict European Stage V emission requirements. This high-performing engine provides enhanced reliability and simplified maintenance. An auto-regenerate function keeps the particle filter clear and the machine up and running. This leads to reduced operating costs through better fuel economy and longer service intervals.



Load-sensing hydraulic system

Load-sensing hydraulics allow for multi-functional operation and precise machine movements. Control is smooth and predictable, even with a demanding workload. By delivering power exactly when needed, the system also contributes to fuel savings.

Two-piece boom

The new two-piece boom option gives the HX85A a dynamic working range and enhanced flexibility. As well as extending the maximum reach, the boom design allows the machine to work close to its own tracks. Vertical digging is effective, natural and complemented by an impressive overloading height.

Four-way angle dozer blade

The new four-way dozer blade option offers a great solution for grading material, back-filling trenches or removing snow. The blade angle is easily adjusted from the cabin by fingertip control, allowing for swift and precise operation. Levelling has never been so convenient.



OPTION

OPTION

Two-piece boom

“It meets all the latest emissions regulations without compromising on power or performance.”

Four-way angle dozer blade

Productivity & Efficiency

THE VERSATILE CHOICE FOR URBAN JOB SITES

With its compact dimensions, the HX85A is both stable and practical. Particularly suitable for work in confined spaces, it is a reliable choice for city projects and will help you get the most from every working day in almost any environment.



Compact and appealing design

The HX85A has been designed with a short rear swing radius for a perfect fit in narrow jobsites requiring high flexibility.



Superior force and stability

With its excellent digging forces and lifting capacity, the mid-size HX85A punches well above its weight, offering a practical alternative to bigger machines on many tasks.



Unlimited flexibility

The HX85A is a true all-rounder. From quick, precise trench digging, working close to walls or parallel to the machine, to using different work attachments or just lifting a heavy load, it's ready to tackle every challenge.



"It's my first choice for projects in built-up areas."

Operator comfort

COMFORT AND CONVENIENCE DESIGNED AROUND YOU

The HX85A cabin was designed to offer every operator a productive, stress-free working environment. Comfortable and spacious, its ergonomic design will help you perform better on every job and work longer without fatigue.



Instrument cluster

The 7-inch touch screen monitor with a built-in ESL anti-theft device is clearly structured and positioned within easy reach. It allows the operator to select work modes, activate auto-idling and see the view from the optional rear view camera. A permanent slope sensor display further improves your performance.



Dozer blade lever

The soft-grip dozer blade lever is conveniently positioned on the right-hand side of the operator seat for easy, intuitive reach and activation.



Adjustable auxiliary circuit

The hydraulic oil flow settings can be conveniently adjusted via the machine display. A total of 6 attachment settings can be programmed and saved in the instrument cluster.



Proportional Joysticks

The standard proportional joysticks of the HX85A can be customized by additional machine functions on free buttons.



Safety

EXTRA PROTECTION FOR YOU AND YOUR MACHINE

Small details make a big difference when it comes to safety. We designed the HX85A to offer maximum protection for you, your worksite and your investment without compromising on productivity. Operators are protected by a sturdy ROPS/TOPS/FOPS cabin. Compact dimensions, a short rear swing radius and good all-round visibility improve confidence and peace of mind on jobs where space is restricted.



“The excavator stays stable on rough ground and I feel protected by the sturdy cabin structure.”



OPTION

- Cabin structure**
The cabin structure is strong, sturdy and certified to ISO 12117-2 ROPS (Roll-Over Protective Structures), ISO 12117 TOPS (Tip-Over Protective Structures) and ISO 10262 FOPS (Falling Object Protective Structures) safety standards.
- FOG protection**
A cabin guard (FOG - Falling Object Guard) is available as an option, allowing you to further improve safety and durability.



- ESL anti-theft system**
The ESL (Engine Starting Limiting) anti-theft system can be unlocked via the touchscreen monitor. If the wrong user password was used 6 times, the machine will remain locked for 30 minutes.



OPTION

- Rear view camera**
The optional rear view camera provides extra reassurance by allowing operators to see objects and people directly behind the machine.



OPTION

- Travel alarm**
A travel alarm can be added as an option. It gives an audible warning when the machine is travelling backwards or forwards, so that people in the vicinity can move out of the way or keep their distance.

Serviceability & Connectivity

MAXIMUM UPTIME TO PROTECT YOUR BUSINESS

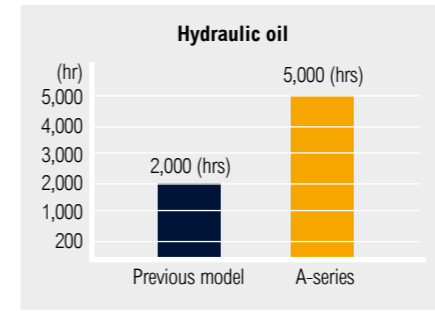
The peace of mind that comes with quick, low-effort servicing is also part of the Hyundai Effect. The HX85A is designed to make maintenance as convenient as possible with easy ground-level access to all components necessary for daily inspection or regular replacement. All components and materials have been optimised to ensure a long, trouble-free life, while Hyundai's innovative Hi MATE telematics system enables full remote monitoring of machine activity and performance.



"I need all my machines up and running to protect my business. I know I can rely on the HX85A."



Engine hood
The large rear engine hood opens wide to provide easy access for maintenance tasks.



Long-life components
The HX85A is fitted with bushings designed for extended lube intervals (250 hours) and wear-resistant, noise-reducing polymer shims. The hydraulic systems are enhanced with long-life filters (1,000 hours) and hydraulic oil (5,000 hours). Efficient cooling systems and integrated heating systems further extend maintenance intervals while reducing machine downtime and operating costs.




Air filter
Parts requiring regular replacement, such as filters, are positioned for quick, easy access.

Hi MATE

Boost efficiency and performance

For maximum convenience and security, Hyundai's exclusive Hi MATE remote fleet management system is available as an option. Hi MATE uses mobile data technology to provide the highest level of service and support. You can monitor your equipment wherever you are via a dedicated website or mobile app, with access to working parameters like total engine hours, machine utilisation, actual performed working hours and fuel consumption and machine location.



OPTION



Increase productivity
By providing information such as service hours, idle time and fuel consumption, Hi MATE saves you money and improves productivity. Service alerts enable better maintenance planning.



Monitor your machines
Hi MATE's real-time location information allows better, more convenient monitoring of your equipment. Just log onto the Hi MATE website or mobile app to see your machines at any time, from any location. Receive data online, by e-mail or directly on your mobile device.



Improve security
Protect your equipment from theft or unauthorised usage. Hi MATE's geofencing alerts notify you automatically when a machine leaves a predetermined zone.

Parts & Warranties

HYUNDAI GENUINE PARTS AND WARRANTIES: THE BEST WAY TO PROTECT YOUR INVESTMENT

Hyundai Genuine parts, accessories and warranty programmes are specially designed to keep your machine covered. They increase uptime and maintain the performance, comfort, and convenience that are built into your equipment.



A network you can rely on

Hyundai Construction Equipment Europe prioritises quick, reliable intervention to keep your equipment running reliably. In the 13000 m² warehouse, Hyundai covers over 96% of all Genuine Parts. With one of Europe's most advanced automated warehousing systems, we are able to maintain availability and efficient delivery of all our Genuine Parts. Moreover, we guarantee a 24-hour delivery service across our European dealer network.



Fuel filters

Hyundai fuel filters provide the right degree of filtration to keep your engine clean. They are designed to meet and exceed the engine manufacturer's prerequisites for water separation and dirt filtration, prolonging the life of your engine.



Hyundai Genuine parts

Hyundai Genuine parts have the same design as those installed when your machine left the factory. They are subjected to rigorous quality inspections and tests to make sure they meet Hyundai's strict requirements for quality and durability. As well as minimising downtime, this helps to ensure peak performance on every task.



Undercarriage parts

Hyundai track components deliver exceptional ride performance. The materials used comply with stringent quality control measures to ensure highest reliability.

Hyundai warranties

Our warranties are also designed to give you the cover you need to build your business with confidence and peace of mind.

Standard warranties

We offer standard warranty coverages for all compact excavators. Next to this standard coverage, optional and extended warranty periods are available, so you can benefit from full warranty coverage for longer, and even over the full lifetime of the machines. Please discuss the optimal solution for your needs with your local Hyundai dealer.

Extended warranties

Our extended warranties help you maintain full control over your operating costs. If you combine an extended warranty programme with a tailored maintenance contract, you can completely avoid unexpected costs.

Walk-around

HX85A

Productivity & Efficiency

- Powerful 4-cylinder engine
- Two-piece boom **OPTION**
- Load-sensing hydraulics
- Work mode Selection
- Auto-idling
- Auto-travel speed change
- 4-way angle dozer blade **OPTION**
- Effective cooling module
- Excellent fuel efficiency



Serviceability & Connectivity

- Excellent accessibility
- Wide opening covers and hoods
- Long service intervals
- Centralised grease fittings
- Hi MATE telematics system **OPTION**

Durability & Safety

- Sturdy structure
- ROPS/TOPS/FOPS cabin
- FOG protection for cabin **OPTION**
- Rear view camera **OPTION**
- LED working lights **OPTION**
- Accumulator for lowering front equipment
- Travel alarm **OPTION**
- OLED display with ESL anti-theft system
- Long-life shims, bushings and hydraulic oil

Operator comfort

- Spacious cabin with 360° view
- Proportional soft-grip joysticks
- 7-inch touchscreen monitor
- Adjustable heated seat
- Smart key with start button **OPTION**
- Radio with MP3 & USB
- Hydraulic flow control by display
- Air conditioner and heating
- Electric fuel filler pump **OPTION**

READY TO CHANGE YOUR WORLD

Hyundai's A-Series compact excavators are designed to create better conditions for operators and deliver the ultimate ownership experience. Every detail is carefully fine-tuned to match your needs in the field, including better safety and comfort, higher productivity, maximum uptime and easy servicing. It's all part of the Hyundai Effect.

Explore the range at hyundai-ce.eu



SPECIFICATIONS

ENGINE			
Maker / Model		YANMAR / 4TNV98C-PHYB	
Type		4 cylinder, water cooled, 4-cycle, direct injection, electronic controlled diesel engine	
Rated flywheel horse power	SAE	J1995 (gross)	66.9 HP (49.9 kW) at 2,400 rpm
		J1349 (net)	65.1 HP (48.5 kW) at 2,400 rpm
horse power	DIN	6271 / 1 (gross)	67.8 PS (49.9 kW) at 2,400 rpm
		6271 / 1 (net)	65.9 PS (48.5 kW) at 2,400 rpm
Max. torque		235 N/m (173 lbf/ft) at 1,560 rpm	
Bore x Stroke		98 x 110 mm (3.86" x 4.33")	
Piston displacement		3,319 cc (203 cu in)	
Batteries		2 x 12 V x 100 Ah	
Starting motor		12 V x 3.0 kW	
Alternator		12 V x 100 Amp	

HYDRAULIC SYSTEM	
MAIN PUMP	
Type	Variable displacement piston pump
Max. flow	144 l/min
Sub-pump for pilot circuit	Gear pump
Cross-sensing and fuel saving pump system.	

HYDRAULIC MOTORS	
Travel	Two-speed axial piston motor with counter balance valve and parking brake
Swing	Axial piston motor with automatic brake

RELIEF VALVE SETTING	
Implement circuits	280 bar
Travel circuits	280 bar
Swing circuit	245 bar
Pilot circuit	35 bar
Service valve	Installed

HYDRAULIC CYLINDERS	
No. of cylinder bore x stroke	Boom : 1-120 x 865 mm (4.7" x 34")
	Arm : 1-100 x 870 mm (3.9" x 34.3")
	Bucket : 1-90 x 685 mm (3.5" x 27.0")
	Boom swing : 1-110 x 707 mm (4.3" x 27.8")
	Dozer blade (STD) : 1-110 x 190 mm (4.3" x 7.5")
	Dozer blade (Angle) : 1-140 x 180 mm (5.5" x 7.1")
	Angle dozer blade : 1-100 x 461 mm (3.9" x 18.1")
	Adjust cylinder : 2-95 x 550 mm (3.7" x 21.6")

NOISE LEVEL (CABIN)	
NOISE LEVELS (DYNAMIC VALVE)	
LwA	99 dB
LpA	76 dB

TRAVEL SYSTEM		
Drive method	Fully hydrostatic type	
Drive motor	Axial piston motor, in-shoe design	
Reduction system	Planetary reduction gear	
Max. drawbar pull	6,400 kgf (14,110 lbf)	
Max. travel speed (high / low)	Steel track & Road Liner	4.6 km/hr (2.9 mph) / 2.8 km/hr (1.7 mph)
	Rubber track	5.1 km/hr (3.2 mph) / 3.1 km/hr (1.9 mph)
Gradeability	35° (70%)	
Parking brake	Multi wet disc	

CONTROL	
Pilot pressure operated joysticks and pedals with detachable lever provide almost effortless and fatigueless operation.	
Pilot control	Two joysticks with one safety lever (LH) : Arm swing, Boom swing (RH) : Boom and bucket (ISO)
Travelling and steering	Two levers with pedals
Engine throttle	Electric, dial type

SWING SYSTEM	
Swing motor	Axial piston motor
Swing reduction	Planetary gear reduction
Swing bearing lubrication	Grease-bathed
Swing brake	Multi wet disc
Swing speed	9 rpm

CAPACITIES			
	liter	US gal	UK gal
Fuel tank	115.0	30.4	25.3
Engine coolant	11.0	2.9	2.4
Engine oil	10.2	2.7	2.2
Final drive (each)	1.2	0.3	0.3
Hydraulic tank	60.0	15.8	13.2
Hydraulic system	120.0	31.7	26.4

UNDERCARRIAGE	
X-leg type center frame is integrally welded with reinforced box-section track frames. The undercarriage includes lubricate rollers, track adjusters with shock absorbing springs and sprockets, and rubber track.	
Center frame	X - leg type
Track frame	Pentagonal box type
No. of track shoe on each side	40 EA
No. of upper roller on each side	1 EA
No. of lower roller on each side	5 EA

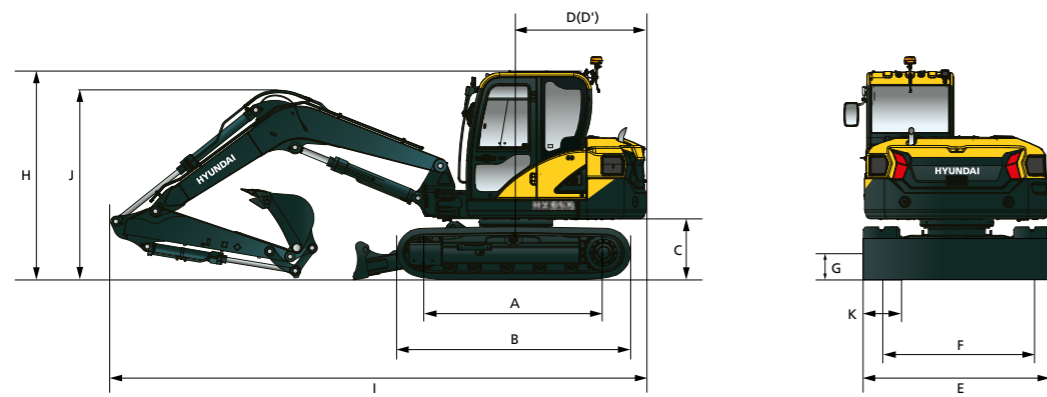
OPERATING WEIGHT (APPROXIMATE)		
Operating weight, including 3,920 mm (12' 10") 2-piece boom, 2,100 mm (8' 11") long arm, SAE heaped 0.25 m ³ (0.33 yd ³) digging bucket, lubricant, coolant, hydraulic tank, fuel tank, additional counterweight, quick coupler, rubber tracks, operator (75 kg).		
OPERATING WEIGHT		
Operating weight [mono boom]	Rubber (450)	9,250 kg (20,390 lb) [8,480 kg]
Ground Pressure	Rubber (450)	0.41 kg/cm ²

AIR CONDITIONING SYSTEM	
The air conditioning system contains fluorinated greenhouse gas refrigerant R134a (Global Warming Potential = 1,430). The system contains 0.75 kg of refrigerant representing a CO ₂ equivalent of 1.0725 metric tonnes.	

DIMENSIONS & WORKING RANGE

HX85A DIMENSIONS

3.92 m (12' 10"), 3.55 m (11' 8") boom and 1.75 m (5' 9"), 2.1 m (6' 11") arm

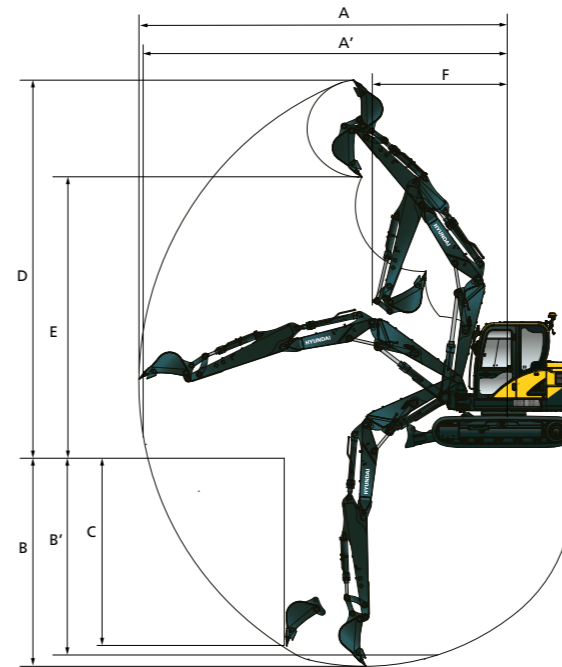


A	Tumbler Distance	2,300 (7' 7")
B	Overall Length of Crawler	2,885 (9' 6")
C	Ground Clearance of Counterweight	745 (2' 5")
D	Tail Swing Radius	1,645 (5' 5")
D'	Rear-End Length	1,600 (5' 3")
E	Overall Width (with 450mm tracks)	2,300 (7' 7")
F	Track Gauge	1,850 (6' 1")
G	Min. Ground Clearance	360 (1' 2")
H	Overall Height of Cab	2,560 (8' 5")

Unit : mm (ft in)

	Mono Boom	2-Piece Boom
Boom Length		
3,550 (11' 8")		
Arm Length		
1,750 (5' 9") 2,100 (6' 11")		
I	Overall length	6,585 (21' 7") 6,655 (21' 10") 6,790 (22' 3") 6,830 (22' 5")
J	Overall height of boom	2,175 (7' 2") 2,465 (8' 1") 2,140 (7' 0") 2,455 (8' 1")
K	Track shoe width	Steel Tracks
		Rubber Tracks
		450 (18") 600 (24") 450 (18")

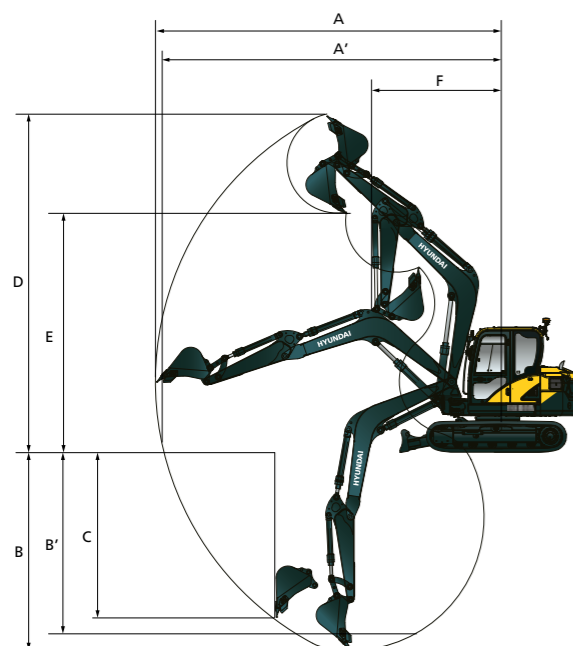
HX85A WORKING RANGE



Unit : mm (ft in)

Boom length (2-piece boom)		3,920 (12' 10")	
Arm length		1,750 (5' 9")	2,100 (6' 11")
A	Max. digging reach	7,290 (23' 11")	7,620 (25' 0")
A'	Max. digging reach on ground	7,140 (23' 5")	7,480 (24' 6")
B	Max. digging depth	4,310 (14' 2")	4,660 (15' 3")
B'	Max. digging depth (8' level)	4,150 (13' 7")	4,510 (14' 10")
C	Max. vertical wall digging depth	3,880 (12' 9")	4,230 (13' 11")
D	Max. digging height	7,380 (24' 3")	7,650 (25' 1")
E	Max. dumping height	5,330 (17' 6")	5,600 (18' 4")
F	Min. swing radius	2,475 (8' 1")	2,710 (8' 11")

HX85A WORKING RANGE



Unit : mm (ft in)

Boom length (mono boom)		3,550 (11' 8")	
Arm length		1,750 (5' 9")	2,100 (6' 11")
A	Max. digging reach	7,090 (23' 3")	7,420 (24' 4")
A'	Max. digging reach on ground	6,940 (22' 9")	7,280 (23' 11")
B	Max. digging depth	4,290 (14' 1")	4,640 (15' 3")
B'	Max. digging depth (8' level)	3,930 (12' 11")	4,320 (14' 2")
C	Max. vertical wall digging depth	3,660 (12' 0")	4,010 (13' 2")
D	Max. digging height	6,980 (22' 11")	7,230 (23' 9")
E	Max. dumping height	4,950 (16' 3")	5,190 (17' 0")
F	Min. swing radius	2,515 (8' 3")	2,715 (8' 11")

BUCKET SELECTION GUIDE & DIGGING FORCE

BUCKETS									
Capacity m ³ (yd ³)		Width mm (in)	Weight kg (lb)	Tooth (EA)	Recommendation mm (ft.in)				
					3,550 (11' 8") Boom	3,550 (11' 8") Boom	3,920 (12' 10") Boom	3,920 (12' 10") Boom	
SAE heaped	CECE heaped				1,750 (5' 9") Arm	2,100 (6' 11") Arm	1,750 (5' 9") Arm	2,100 (6' 11") Arm	
0.25 (0.33)	0.21 (0.27)	796 (31.3")	188 (0.410)	4	●	●	●	○	

- Applicable for materials with density of 2,100 kgf/m³ (3,500 lbf/yd³) or less
- Applicable for materials with density of 1,800 kgf/m³ (3,000 lbf/yd³) or less
- Applicable for materials with density of 1,500 kgf/m³ (2,500 lbf/yd³) or less
- ▲ Applicable for materials with density of 1,200 kgf/m³ (2,000 lbf/yd³) or less

DIGGING FORCE				
Arm	Length	mm (ft.in)	1750 (5' 9")	2100 (6' 11")
	Weight	kg (lb)	167 (368)	194 (428)
Bucket Digging Force	SAE	kN	53.0(58.7)	53.0 (58.7)
		kgf	5,401.0 (5,979.7)	5,401.0 (5,979.7)
		lbf	11,907.2 (13,183.0)	11,907.2 (13,183.0)
	ISO	kN	61.6 (68.3)	61.6 (68.3)
		kgf	6,289.9 (6,957.2)	6,289.9 (6,957.2)
		lbf	13,853.7 (1,5338.0)	13,853.7 (1,5338.0)
Arm Crowd Force	SAE	kN	35.7 (39.5)	35.7 (39.5)
		kgf	4,042.0 (4,475.0)	3,639.5 (4,029.5)
		lbf	8,911.0 (9,865.8)	8,023.8 (8,883.5)
	ISO	kN	41.4 (45.9)	37.1 (41.1)
		kgf	4,221.6 (4,674.0)	3,782.4 (4,187.7)
		lbf	9,307.1 (10,304.3)	8,338.8 (9,232.3)

Note : arm weight includes bucket cylinder, linkage and pin

LIFTING CAPACITY

Rating over-front Rating over-side or 360 degrees

HX85A 2-PIECE BOOM

3.92 m (12' 10") boom, 1.75 m (5' 9") arm equipped with 450 mm (18") triple grouser shoe, dozer down position (without bucket)



Lift-point height m (ft)	Lift-point radius						At max. Reach		
	3.0 m (9.8 ft)		4.5 m (14.8 ft)		6.0 m (19.7 ft)		Capacity	Reach	
6.0 m (19.7 ft)	kg *2,760	kg *2,760					*2,460	2,090	4.08
	lb *6,080	lb *6,080					*5,420	4,610	(13.4)
4.5 m (14.8 ft)	kg *2,580	kg *2,580	*2,150	1,810			*1,970	1,250	5.57
	lb *5,690	lb *5,690	*4,740	3,990			*4,340	2,760	(18.3)
3.0 m (9.8 ft)	kg		*2,410	1,720	*1,860	1090	*1,790	1,000	6.28
	lb		*5,310	3,790	*4,100	2400	*3,950	2,200	(20.6)
1.5 m (4.9 ft)	kg		*2,710	1,590	*1,900	1050	*1,680	920	6.52
	lb		*5,970	3,510	*4,190	2310	*3,700	2,030	(21.4)
Ground Line	kg		*2,670	1,510	*1,770	1020	*1,550	950	6.34
	lb		*5,890	3,330	*3,900	2250	*3,420	2,090	(20.8)
-1.5 m (-4.9 ft)	kg	*2,930	2,800	*2,120	1,510		*1,300	1,110	5.72
	lb	*6,460	6,170	*4,670	3,330		*2,870	2,450	(18.8)

3.92 m (12' 10") boom, 1.75 m (5' 9") arm equipped with 450 mm (18") triple grouser shoe, dozer up position (without bucket)

Lift-point height m (ft)	Lift-point radius						At max. Reach		
	3.0 m (9.8 ft)		4.5 m (14.8 ft)		6.0 m (19.7 ft)		Capacity	Reach	
6.0 m (19.7 ft)	kg *2,760	kg *2,760					2,360	1,900	4.08
	lb *6,080	lb *6,080					5,200	4,190	(13.4)
4.5 m (14.8 ft)	kg *2,580	kg *2,580	2,030	1,650			1,390	1,130	5.57
	lb *5,690	lb *5,690	4,480	3,640			3,060	2,490	(18.3)
3.0 m (9.8 ft)	kg		1,930	1,560	1,220	980	1,120	900	6.28
	lb		4,250	3,440	2,690	2,160	2,470	1,980	(20.6)
1.5 m (4.9 ft)	kg		1,800	1,430	1,170	940	1,030	830	6.52
	lb		3,970	3,150	2,580	2,070	2,270	1,830	(21.4)
Ground Line	kg		1,720	1,350	1,140	910	1,060	850	6.34
	lb		3,790	2,980	2,510	2,010	2,340	1,870	(20.8)
-1.5 m (-4.9 ft)	kg	*2,930	2,480	1,720	1,350		1,240	990	5.72
	lb	*6,460	5,470	3,790	2,980		2,730	2,180	(18.8)











1. Lifting capacity is based on ISO 10567.
2. Lifting capacity of HX Series does not exceed 75% of tipping load with the machine on firm, level ground or 87% of full hydraulic capacity.
3. The Lift-point is bucket pivot mounting pin on the arm (without bucket mass).
4. (*) indicates load limited by hydraulic capacity.

LIFTING CAPACITY











 Rating over-front  Rating over-side or 360 degrees

HX85A 2-PIECE BOOM

3.92 m (12' 10") boom, 2.1 m (6' 11") arm equipped with 450 mm (18") triple grouser shoe, dozer down position (without bucket)



Lift-point height m (ft)	Lift-point radius								At max. Reach		
	1.5 m (4.9 ft)		3.0 m (9.8 ft)		4.5 m (14.8 ft)		6.0 m (19.7 ft)		Capacity		Reach
											m (ft)
6.0 m (19.7 ft)	kg				*2,120	1,810			*2,080	1,700	4.65
	lb				*4,670	3,990			*4,590	3,750	(15.3)
4.5 m (14.8 ft)	kg				*1,990	1,840			*1,700	1,110	5.98
	lb				*4,390	4,060			*3,750	2,450	(19.6)
3.0 m (9.8 ft)	kg				*2,270	1,740	*1,790	1,100	*1,600	910	6.64
	lb				*5,000	3,840	*3,950	2,430	*3,530	2,010	(21.8)
1.5 m (4.9 ft)	kg				*2,640	1,800	*1,870	1,040	*1,560	850	6.86
	lb				*5,820	3,530	*4,120	2,290	*3,440	1,870	(22.5)
Ground Line	kg				*2,700	1,500	*1,820	1,000	*1,450	860	6.7
	lb				*5,950	3,310	*4,010	2,200	*3,200	1,900	(22.0)
-1.5 m (-4.9 ft)	kg		*3,370	2,740	*2,280	1,490	*1,370	1,010	*1,260	990	6.11
	lb		*7,430	6,040	*5,030	3,280	*3,020	2,230	*2,780	2,180	(20.1)
-3.0 m (-9.8 ft)	kg		*1,700	*1,700	*1,130	*1,130			*760	*760	4.93
	lb		*3,750	*3,750	*2,490	*2,490			*1,680	*1,680	(16.2)

3.92 m (12' 10") boom, 2.1 m (6' 11") arm equipped with 450 mm (18") triple grouser shoe, dozer up position (without bucket)

Lift-point height m (ft)	Lift-point radius								At max. Reach		
	1.5 m (4.9 ft)		3.0 m (9.8 ft)		4.5 m (14.8 ft)		6.0 m (19.7 ft)		Capacity		Reach
											m (ft)
6.0 m (19.7 ft)	kg				2,030	2,030			1,900	1,540	4.65
	lb				4,480	4,480			4,190	3,400	(15.3)
4.5 m (14.8 ft)	kg				*1,990	*1,990			1,240	1,010	5.98
	lb				*4,390	*4,390			2,730	2,230	(19.6)
3.0 m (9.8 ft)	kg				1,960	1,960	1,220	990	1,020	820	6.64
	lb				4,320	4,320	2,690	2,180	2,250	1,810	(21.8)
1.5 m (4.9 ft)	kg				1,810	1,810	1,170	940	950	760	6.86
	lb				3,990	3,990	2,580	2,070	2,090	1,680	(22.5)
Ground Line	kg				1,710	1,710	1,130	900	970	770	6.7
	lb				3,770	3,770	2,490	1,980	2,140	1,700	(22.0)
-1.5 m (-4.9 ft)	kg		3,230	2,430	1,690	1,690	1,130	900	1,110	890	6.11
	lb		7,120	5,360	3,730	3,730	2,490	1,980	2,450	1,960	(20.1)
-3.0 m (-9.8 ft)	kg		*1,700	*1,700	*1,130	*1,130			*760	*760	4.93
	lb		*3,750	*3,750	*2,490	*2,490			*1,680	*1,680	(16.2)











- Lifting capacity is based on ISO 10567.
- Lifting capacity of HX Series does not exceed 75% of tipping load with the machine on firm, level ground or 87% of full hydraulic capacity.
- The Lift-point is bucket pivot mounting pin on the arm (without bucket mass).
- (*) indicates load limited by hydraulic capacity.

LIFTING CAPACITY











 Rating over-front  Rating over-side or 360 degrees

HX85A MONO BOOM

3.55 m (11' 8") boom, 1.75 m (5' 9") arm equipped with 450 mm (18") triple grouser shoe, dozer down position (without bucket)

Lift-point height m (ft)	Lift-point radius								At max. Reach		
	1.5 m (4.9 ft)		3.0 m (9.8 ft)		4.5 m (14.8 ft)		6.0 m (19.7 ft)		Capacity		Reach
											m (ft)
4.5 m (14.8 ft)	kg				*1,890	1,780			*1,910	1,490	5.01
	lb				*4,170	3,920			*4,210	3,280	(16.4)
3.0 m (9.8 ft)	kg				*2,940	*2,940			*1,820	1,160	5.80
	lb				*6,480	*6,480			*4,010	2,560	(19.0)
1.5 m (4.9 ft)	kg				*2,620	1,630	*1,970	1,070	*1,920	1,060	6.06
	lb				*5,780	3,590	*4,340	2,360	*4,230	2,340	(19.9)
Ground Line	kg				*3,580	2,820	*2,870	1,560	*2,010	1,080	5.87
	lb				*7,890	6,220	*6,330	3,440	*4,430	2,380	(19.3)
-1.5 m (-4.9 ft)	kg	*3,870	*3,870	*4,230	2,840	*2,600	1,560		*2,040	1,290	5.18
	lb	*8,530	*8,530	*9,330	6,260	*5,730	3,440		*4,500	2,840	(17.0)
-3.0 m (-9.8 ft)	kg			*2,330	*2,330				*1,770	*1,770	3.6
	lb			*5,140	*5,140				*3,900	*3,900	(11.8)

3.55 m (11' 8") boom, 1.75 m (5' 9") arm equipped with 450 mm (18") triple grouser shoe, dozer up position (without bucket)

Lift-point height m (ft)	Lift-point radius								At max. Reach		
	1.5 m (4.9 ft)		3.0 m (9.8 ft)		4.5 m (14.8 ft)		6.0 m (19.7 ft)		Capacity		Reach
											m (ft)
4.5 m (14.8 ft)	kg				*1,890	1,620			1,650	1,350	5.01
	lb				*4,170	3,570			3,640	2,980	(16.4)
3.0 m (9.8 ft)	kg				*2,940	*2,940			1,280	1,050	5.80
	lb				*6,480	*6,480			2,820	2,310	(19.0)
1.5 m (4.9 ft)	kg				1,830	1,470	1,190	970	1,170	960	6.06
	lb				4,030	3,240	2,620	2,140	2,580	2,120	(19.9)
Ground Line	kg				3,280	2,510	1,750	1,410	1,200	980	5.87
	lb				7,230	5,530	3,860	3,110	2,650	2,160	(19.3)
-1.5 m (-4.9 ft)	kg	*3,870	*3,870	3,310	2,530	1,750	1,400		1,440	1,170	5.18
	lb	*8,530	*8,530	7,300	5,580	3,860	3,090		3,170	2,580	(17.0)
-3.0 m (-9.8 ft)	kg			*2,330	*2,330				*1,770	*1,770	3.6
	lb			*5,140	*5,140				*3,900	*3,900	(11.8)

- Lifting capacity is based on ISO 10567.
- Lifting capacity of HX Series does not exceed 75% of tipping load with the machine on firm, level ground or 87% of full hydraulic capacity.
- The Lift-point is bucket pivot mounting pin on the arm (without bucket mass).
- (*) indicates load limited by hydraulic capacity.

LIFTING CAPACITY

Rating over-front Rating over-side or 360 degrees

HX85A MONO BOOM

3.55 m (11' 8") boom, 2.1 m (6' 11") arm equipped with 450 mm (18") triple grouser shoe, dozer down position (without bucket)

Lift-point height m (ft)	Lift-point radius								At max. Reach			
	1.5 m (4.9 ft)		3.0 m (9.8 ft)		4.5 m (14.8 ft)		6.0 m (19.7 ft)		Capacity	Reach		
											m (ft)	
6.0 m (19.7 ft)	kg									*1,930	*1,930	3.85
	lb									*4,250	*4,250	(12.6)
4.5 m (14.8 ft)	kg					*1,660	*1,660			*1,640	1,320	5.42
	lb					*3,660	*3,660			*3,620	2,910	(17.8)
3.0 m (9.8 ft)	kg					*1,940	1,740	*1,760	1,100	*1,560	1,050	6.15
	lb					*4,280	3,840	*3,880	2,430	*3,440	2,310	(20.2)
1.5 m (4.9 ft)	kg			*4,420	2,960	*2,480	1,630	*1,890	1,070	*1,650	970	6.39
	lb			*9,740	6,530	*5,470	3,590	*4,170	2,360	*3,640	2,140	(21.0)
Ground Line	kg			*3,690	2,800	*2,830	1,550	*1,960	1,040	*1,860	990	6.22
	lb			*8,140	6,170	*6,240	3,420	*4,320	2,290	*4,100	2,180	(20.4)
-1.5 m (-4.9 ft)	kg	*3,260	*3,260	*4,500	2,800	*2,700	1,530			*1,910	1,150	5.57
	lb	*7,190	*7,190	*9,920	6,170	*5,950	3,370			*4,210	2,540	(18.3)
-3.0 m (-9.8 ft)	kg			*2,980	2,890					*1,820	1,760	4.19
	lb			*6,570	6,370					*4,010	3,880	(13.8)

3.55 m (11' 8") boom, 2.1 m (6' 11") arm equipped with 450 mm (18") triple grouser shoe, dozer up position (without bucket)

Lift-point height m (ft)	Lift-point radius								At max. Reach			
	1.5 m (4.9 ft)		3.0 m (9.8 ft)		4.5 m (14.8 ft)		6.0 m (19.7 ft)		Capacity	Reach		
											m (ft)	
6.0 m (19.7 ft)	kg									*1,930	*1,930	3.85
	lb									*4,250	*4,250	(12.6)
4.5 m (14.8 ft)	kg					*1,660	1,640			1,460	1,200	5.42
	lb					*3,660	3,620			3,220	2,650	(17.8)
3.0 m (9.8 ft)	kg					*1,940	1,580	1,220	1,000	1,170	960	6.15
	lb					*4,280	3,480	2,690	2,200	2,580	2,120	(20.2)
1.5 m (4.9 ft)	kg			3,440	2,650	1,830	1,480	1,180	960	1,070	870	6.39
	lb			7,580	5,840	4,030	3,260	2,600	2,120	2,360	1,920	(21.0)
Ground Line	kg			3,260	2,490	1,740	1,400	1,150	940	1,100	890	6.22
	lb			7,190	5,490	3,840	3,090	2,540	2,070	2,430	1,960	(20.4)
-1.5 m (-4.9 ft)	kg	*3,260	*3,260	3,260	2,490	1,720	1,380			1,280	1,040	5.57
	lb	*7,190	*7,190	7,190	5,490	3,790	3,040			2,820	2,290	(18.3)
-3.0 m (-9.8 ft)	kg			*2,980	2,580					*1,820	1,580	4.19
	lb			*6,570	5,690					*4,010	3,480	(13.8)

- Lifting capacity is based on ISO 10567.
- Lifting capacity of HX Series does not exceed 75% of tipping load with the machine on firm, level ground or 87% of full hydraulic capacity.
- The Lift-point is bucket pivot mounting pin on the arm (without bucket mass).
- (*) indicates load limited by hydraulic capacity.

STANDARD/OPTIONAL EQUIPMENT

ENGINE	STD
YANMAR 4TNV98C Engine	•

HYDRAULIC SYSTEM	STD
Load Sensing Hydraulic	•
Engine Auto Idle	•
Engine Auto Shutdown with Smart Key	•

CABIN & INTERIOR	STD
ISO STANDARD CABIN	
All-Weather Steel Cabin with 360° Visibility	•
Cabin ROPS (ISO 12117-2)	•
Cabin TOPS (ISO 12117)	•
Cabin FOPS (ISO 10262 Level 1)	•
Safety Glass Windows	•
Sliding Fold-In Front Window	•
Sliding side windows (left & right)	•
Windshield Wiper	•
Cabin Front Window Rain Guard	•
Door and Cab Locks, One Key	•
Radio / USB Player	•
12 V Power Outlet (24 V DC to 12 V DC Converter)	•
Electric Horn	•
Storage Compartment & Ashtray	•
Sun Visor	•
7-inch Touchscreen Display	•
Pilot-Operated Slidable Joystick	•
Cabin Light (Normal / LED)	•

AUTOMATIC CLIMATE CONTROL	STD
Air Conditioner & Heater	•
Defroster	•
Starting Aid (Air Grid Heater) for Cold Weather	•

CENTRALIZED MONITORING	STD
Inclination sensor	•
Engine speed	•
Fuel level gauge	•
Engine coolant temperature gauge	•
Fuel level	•
Engine oil pressure	•
Engine coolant temperature	•
Hyd. oil temperature	•
Low battery	•
Air cleaner clogging	•
Fuel prefilter	•

SEAT	STD
Mechanical Suspension with Heater	•
Mechanical Suspension without Heater	•

SAFETY	STD
CABIN ROPS (ISO 12117-2)	
ROPS (Roll Over Protective Structure)	•
CABIN TOPS (ISO 12117)	
TOPS (Tip-Over Protective Structure)	•
CABIN FOPS (ISO 10262) LEVEL 1	
FOPS (Falling-Object Protective Structures)	•
Cabin roof steel cover (FOG on top)	•
Cabin front guard (FOG in front)	•
Battery master switch	•
ESL anti-theft device	•
Rearview camera	•
Three front working lights (Normal)	•
Three front working lights (LED)	•
Travel alarm	•
Rear work lamp (Normal / LED)	•
Rotating Beacon (Normal / LED)	•
Automatic swing brake	•
Boom cylinder safety valve with overload warning device	•
Arm cylinder safety valve	•
Outside rearview mirror	•

OTHER	STD
BOOM OPTIONS	
3.55 m Mono Boom	•
3.92 m 2-piece Boom	•
ARM OPTIONS	
1.75 m Standard Arm	•
2.10 m Long Arm	•
Bracket for Hydraulic Thumb	•
Additional Counterweight 1150 kg	•
Hi-MATE (Hyundai Telematic System)	•
Batteries (2 x 12V x 100 AH)	•
Fuel filler pump	•
Double-acting piping kit (clamshell, etc.)	•
Rotation Piping Kit	•
Quick Coupler Piping	•
Quick Coupler	•
Pattern change valve	•
Accumulator for lowering work equipment	•
Travel Speed Auto Shift-Down	•
Tool kit	•

UNDERCARRIAGE	STD
DOZER BLADE	
Dozer Blade with floating position	•
4-way Angle Dozer Blade	•
TRACK OPTIONS	
Rubber Tracks (450 mm, 18")	•
Steel Tracks (450 mm, 18")	•
Steel Tracks (600 mm, 24")	•
Rubber Pads (450 mm, 18")	•
Roadliner Tracks (500 mm, 20")	•

- * Standard and optional equipment may vary. Contact your Hyundai dealer for more information. The machine may vary according to International standards.
- * The photos may include attachments and optional equipment that are not available in your area.
- * Materials and specifications are subject to change without advance notice.
- * All imperial measurements rounded off to the nearest pound or inch.



Specifications and design are subject to change without notice. Pictures of Hyundai Construction Equipment Europe products may show other than standard equipment.

Hyundai Construction Equipment Europe nv.
Hyundailaan 4, 3980 Tessenderlo, Belgium.
Tel: (32) 14-56-2200 Fax: (32) 14-59-3405

EN - 2020.06 Rev 3

Ready to experience the Hyundai Effect?

Contact your Hyundai dealer.
hyundai-ce.eu/en/dealer-locator